

Restarters.net UI redesign - FINAL deck

About this deck

I used a mobile-first approach. I'm only making written suggestions for Log In, Registration, and Welcome/ Setup at this time.

Anything that is missing in the Talk UI from the options that exist now is fully intentional.

Conventions:

This means “newly designed icon goes here”:



All other icons are suggestive/ placeholder only, as are colors. *Body copy* is also suggestive and placeholder (and rough), however... nomenclature change should be taken literally.

Nomenclature

Use “Topics” for the posts users create in Talk (not “Discussion”). Messages are 1-1 direct messages - I would hide the confusing local group message filter here.

Fixometer refers to repair data only now. The concept of groups is still a bit confusing, especially as you have to go to a separate section for that much-desired group chat/ forum feature. Consider “Groups” or “Repair Groups” for the higher level groups and “Group Chat” for the place where repair groups and people in regions can have their own discussions. I have suggested you use “follow” everywhere, including in the forum, rather than “join” which is used for Local groups now.

General UI Guidelines

A few suggestions for surfacing dialog windows are made in here - be sure to include a cancel button or close box when the action is optional.

The pull-down menus are intended to work the same on desktop and mobile.

Please make sure menus close when the user clicks the background or top of the pull-down menu.

Feature suggestions for this build (easier fixes, hopefully):

- event location - make optional (or error-free)
- Fixometer - explanations/ help tips especially laptop sizes (see report for more details on data entry)
- Log in - Please add a “remember me” option to save password (I still keep getting logged out on mobile and desktop, and highly recommend keeping user logged in for a much longer window of time.)

For Registration and Setup going forward

Needs to be streamlined and reviewed next round. I would add a language preference here and perhaps remove skills all together, or make them optional. One reason for this is I think starting a group is something that should be available to everyone- the skills and role selection paradigm may be too restrictive. Perhaps people should just become hosts with access to that functionality after they create a group - but perhaps that first group creation would involve some coaching from James?

Feature suggestions going forward - landing page:

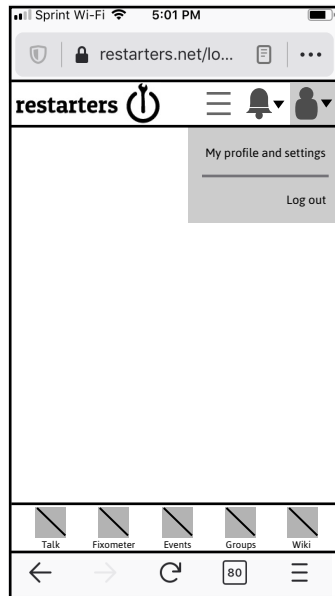
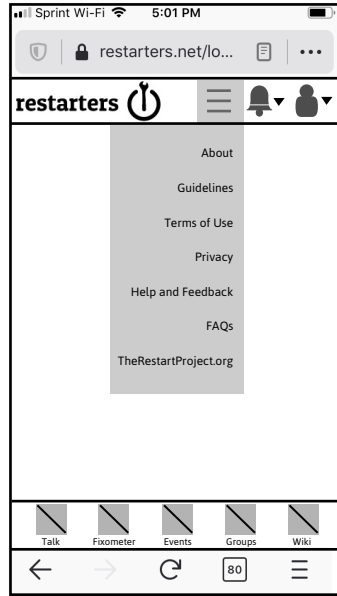
- help newbies or those without groups in their town/ region find others for a casual chat about starting a group
- more dynamic and visual content - member photos, blog imports, featured member webinar, featured best practices Wiki page

Please read the report for additional suggested features, including Fixometer improvements (minor).

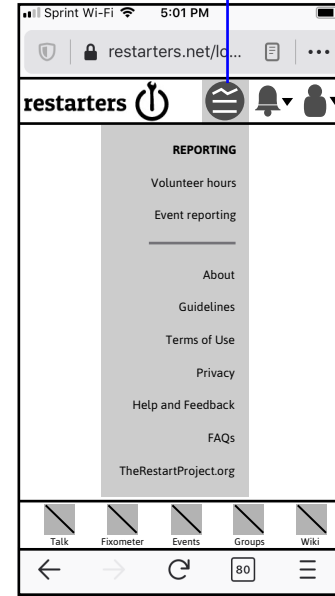
Global Nav

OPTION 1 (recommended) for reporting/ admin menu options (modified hamburger menu shows reporting; profile menu shows admin options)

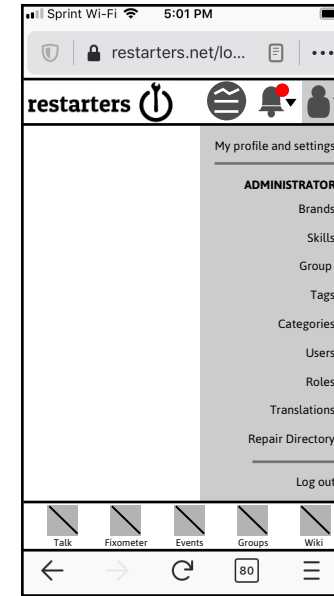
Non-host/ non-admin



Host/ admin



Admin

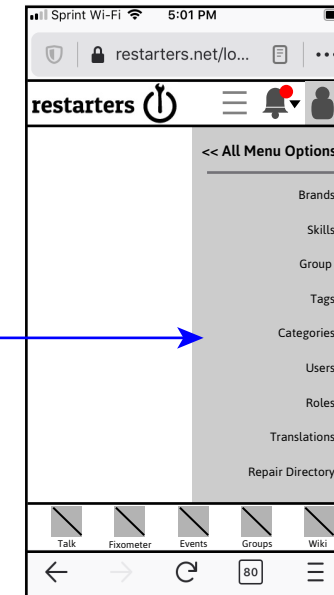
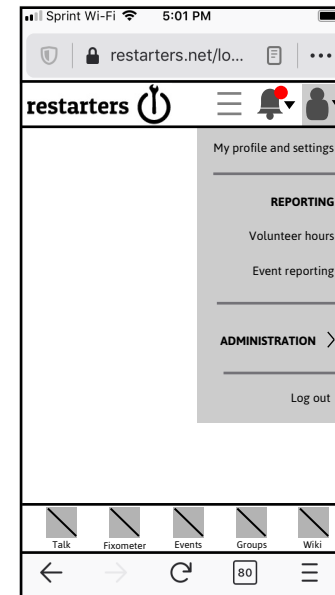


Notifications



OPTION 2 for reporting/ admin options

Host/ Admin



These are optional and meant to be duplicative of the various types of notifications listed under the bell icon. They could be used alone if you could also dynamically list at the top of each section landing page what's new, with anchored links. You may want to consider this strategy if you start to include Wiki notifications or more kinds of other notifications, as the maximum notification list might start to get a bit lengthy.

The notification list (under the bell) is meant to be clickable to the corresponding page listing new info indicated, in order of priority. Only suggested notifications are shown; likes of topics are no longer indicated here.

“administration” instead of “administrator” used above is intentional to be consistent with “reporting” in same menu

Landing/ Home

Host with groups and no events

Logo should still be clickable to this page throughout the site, on mobile as well. But no menu.

Optional
If hosting more than 1 group, surface window to select group (suggest multiple-select of several groups capability). Then take user to message (new topic) page for that group.

Include appropriate regional chat group here too (Europe, Asia, Oceania, Americas, LondonRestarters, etc)

Talk Latest Topics body/ table under this heading

The testing instance isn't currently working for me, but I believe hosts create events from the Group page.

Use this "maximize your platform experience" module for each user type and edit this box. Some links may need to point to new topics created on how to do the above (the topics would also contain links

Mobile

expands module on page

Host/ Fixer/ All Others with 1 group and upcoming events

Hosts only
(OPTIONAL) New topics or replies
(OPTIONAL) New RSVPs (hosts only)

If no events for Fixer and all others, show "You have no upcoming events. Would you like to browse all groups or learn about creating a group in your area?"

Text-only when user hosts just one repair group

Hosts only

Anyone who hasn't followed a group

Actual Restart party photos (no stock photos), rotating

All Groups page

On click, dialog for a "confirm you'd like to join [group]" that adds them to the Local Groups in the background. Then reload this page and change "Your region's Talk groups" to "Chat with your region:"

Suggested content; remember the high number of survey respondents interested in starting a school programme

Profile/ Preferences

The screenshot shows a desktop web interface for 'My Profile and Preferences'. At the top left is the 'restarters' logo and a power icon. To the right are navigation icons for Talk, Fixometer, Events, Groups, and Wiki. Further right are a hamburger menu, a notification bell with a red dot, and a user profile icon with a dropdown arrow. Below the header is the main title 'My Profile and Preferences' and a horizontal tab bar with 'Basics', 'Account', 'E-mail Settings', 'Calendar Feeds', and 'Wiki Settings'. The 'Basics' tab is active. The form contains fields for Name (Susan Stuart), Country (United Kingdom), Email address (susan@light-motif.com), Town/City (Optional) (london), Year of birth (1920), and Gender (Optional). A large text area for 'Your biography (optional)' is at the bottom. A 'Save profile' button is at the bottom right.

Recommend adding "Language" here. OK to indicate caveat that not all text can be localized.

If desired, add Title, Recently Used Devices, Web site fields from Discourse sections Account and Profile (not sure if they are useful though; title is confusing). I'm also not sure about Profile background and User Card background - do ppl use these?

"Save Basics"

Visual designer can redo this layout to use up full width of screen if desired. I spread tabs across the top as a compromise between Discourse layout and current Dashboard-side layout.

Combine Dashboard-side and Discourse-side e-mail settings, and stack visually.

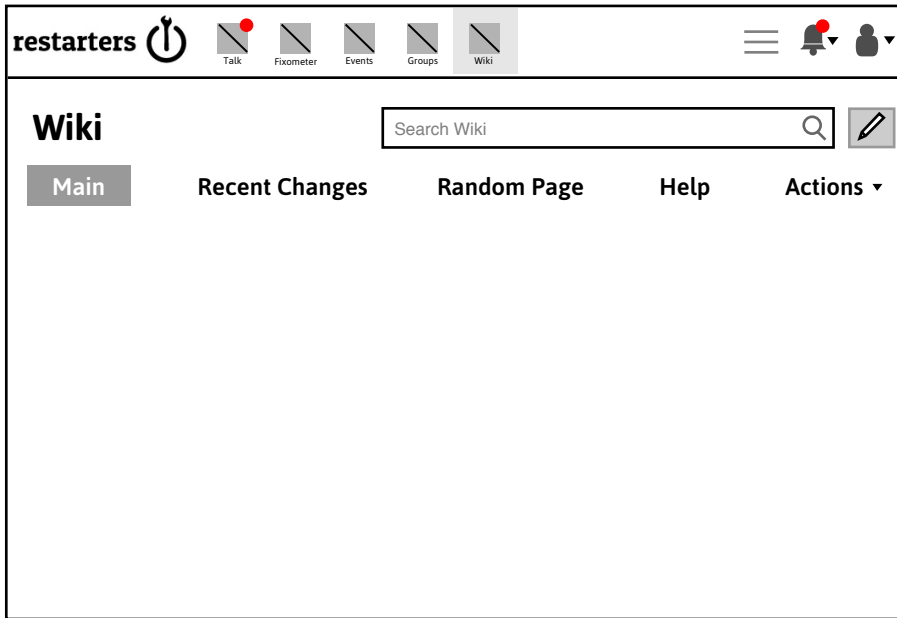
Wiki settings - stack visually under these headers:

- Main
- Appearance
- Editing
- Recent Changes
- Watchlist

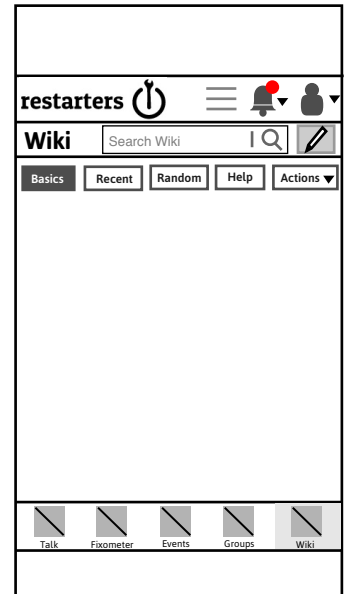
The screenshot shows a mobile web interface for 'My Profile and Preferences'. The header is compact, with the 'restarters' logo, power icon, hamburger menu, notification bell, and user profile icon. Below the header is the title 'My Profile and Preferences' and a horizontal tab bar with 'Basics', 'Account', 'E-mail', 'Calendar', and 'E-mail'. The 'Basics' tab is active. The form content is mostly obscured by a large white area, likely representing a background image or a large text area. At the bottom, there are navigation icons for Talk, Fixometer, Events, Groups, and Wiki.

On Mobile, I would use the layout for the body that you have on the Dashboard side if you can (body content full width).

Wiki



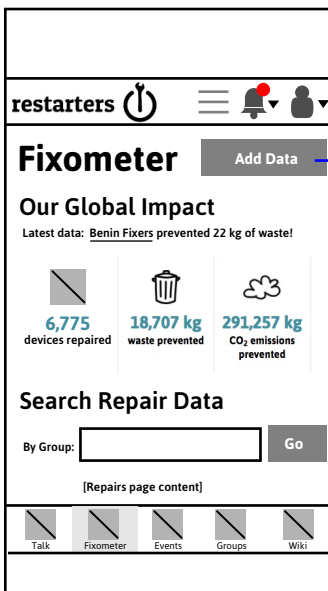
Mobile



Can move Search beneath secondary nav row, if needed.

Fixometer

Desktop version is same - just arrange content as needed for different width; no secondary nav at this time



Add Data button would surface a window to select group and event (via pull-down menus). Search Repair Data is Repairs page content. Might be useful to search by Group? (in addition to other search functions - also, I would like to see exploration of other useful content here in a future iteration - maybe which group fixed an item, if you can't say the individual)

Wireframe deck for adding non-electrical items - key points:

- Single event pages now have a past version, where data entry occurs, that is different from upcoming event pages.
- Visual design is encouraged to explore rich colors, pleasing layouts/ typography, etc, to make the table and forms more visually appealing, as research has shown people are a bit more likely to complete visually appealing forms. Color and icons are placeholder/ suggestive only (and incomplete, of course). Please considering avoiding red and green in all of your UI as much as possible - these colors are not viewable by most color-blind (up to 7% of the population).

Single Event Page (Past Event version) - default view, desktop

I had suggested a Save button previously, but you could also use a confirmation indicator (maybe a fade in animation with 1 second delay after new total is submitted; numbers could be different color, such as gray/ teal, until they are saved). It's just unsettling now to not have any indication of a successful submit/update

restarters [Talk] [Fikometer] [Events] [Groups] [Wiki] [Menu] [Notifications] [User]

Events:

Totnes Civic Hall, 24 Nov 2018

organised by **Restarters Totnes** [Event Actions]

Details: James Pickstone, Host. "We're taking Restart on the road to be part of ShareFest Totnes, an event..." [more](#)

Attendance:
 Participants: - 32 +
 Volunteers: - 6 + ✓ attendance successfully updated

Items repaired

Environmental impact ⓘ

- 27 **powered items**
- 6 **unpowered items**
- 39 kg **waste prevented**
the same amount of material waste as 2.5 sofas
- 486 kg **CO₂ emissions prevented**
(calculated from powered items only)
the same amount of emissions as watching 288 hours of TV

Not counting toward this event's environmental impact are 1 device to be recycled, 1 device to be repaired, and 1 misc or non-powered device with no weight estimate.

Items at this event (30):

Powered (23) 28 532 Unpowered (7) 13

A **powered item** is anything connecting to, or containing, a source of power (electrical, battery, solar, etc.)
 Click row for details, to edit, or to delete. Click column head to sort by column; click again to unsort.

Add Item +

Item Category	Brand	Model / Item type	Assessment	Status	Parts Needed?	
Mobile	Samsung	Galaxy 8	Dust and dirt accumulation	Fixed	No	(X)
Misc	Kenwood	Breadmaker	Doesn't heat up. Still in factory...	Repairable	Yes	(X)

[Actions] (X) [Shopping Cart] [Arrow]

Please include Host names, description, date/ time, venue, map + address under here. I would delete your current Attendance tabs - they don't seem useful.

Opens an Info window to explain the basics of the calculations with links to more details

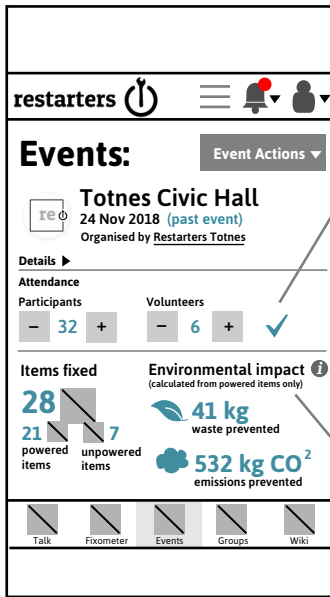
The waste / sofa, emissions/ TV stats make more sense when tied together. TV hours instead of days seems to be clearer too (unless you say "days straight/ straight days"). Finally I changed the wording to be clearer, I think on the equivalents you are trying to make (material vs. emissions waste).

I'm suggesting you not list devices to be recycled or repaired in the future so boldly - at least, I can't see a reason to advertise that. Here their numbers are more subtly stated, and it's made clear that they weren't part of the impact calculation.

Last column could also be labeled "Actions" in the future, when a shop for parts or export to future event features are live:

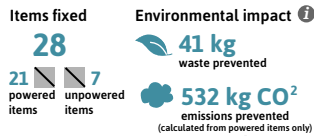
delete button surfaces confirmation dialog

Single Event Page (Past Version) - default view, mobile



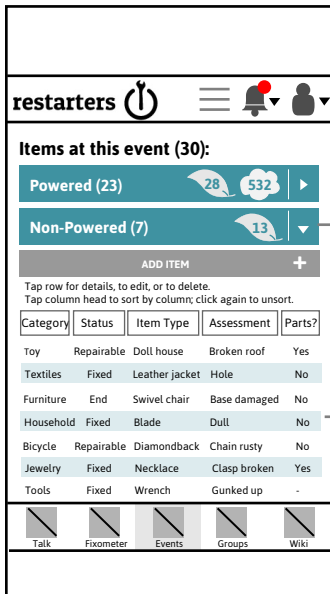
Abbreviated updated numbers confirmation indicator, preferably with light animation

Just playing with arrangement of placeholder icons and numbers - this is up to visual design but icons and nomenclature should be consistent throughout (i.e., "powered" not electric, "items" not devices, "fixed" not repaired for status, etc.):



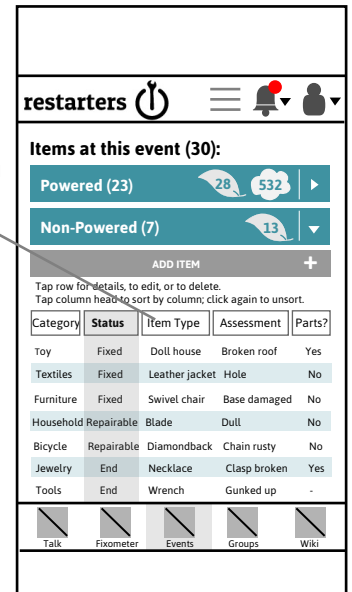
If you are *not* able to calculate waste for non-powered items based on weight, place this line here; otherwise place line here

Scrolled down view:



Each of these is an accordion tab, and the environmental impact icons change as items are added (would be great to add a mini animation to call attention to them changing too, upon new calculation/ item submit).

This table view is a summary, sorted by most recently entered. I played around with different ordering of columns and don't have a strong opinion - I think these should be the max - Parts being the least important but might be nice to have an at a glance on mobile of what is needing parts. Clicking a row opens the full detail view (editable if you have been given privileges); clicking a column head sorts by that column, clicking it again "unsorts" or returns to most recent entry default sorting.



In the revised table for Powered items, this would say Model

Showing sorted by column state

Single Event Page - Add Item view

restarters

☰

Events:

Totnes Civic Hall, 24 Nov 2018

Event Actions ▾

organised by
Restarters Totnes

Details: James Pickstone, Host. "We're taking Restart on the road to be part of ShareFest Totnes, an event..." [more](#) ▶

Attendance:

Participants

– 32 +

Volunteers

– 6 +

Items repaired

27 powered items

6 unpowered items

Environmental impact ⓘ

39 kg waste prevented

the same amount of material waste as

2.5 sofas

486 kg CO² emissions prevented

(calculated from powered items only)

the same amount of emissions as watching

288 hours of TV

Not counting toward this event's environmental impact are 1 device to be recycled, 1 device to be repaired, and 1 misc or non-powered device with no weight estimate.

Items at this event (30):

Powered (23) 28 532

Unpowered (7) 13

A **powered item** is anything connecting to, or containing, a source of power (electrical, battery, solar, etc.)
 Click row for details, to edit, or to delete. Click column head to sort by column; click again to unsort.

Add Item —

Item	Repair Status	Assessment
(Item Category*) i (Brand) (Model) i Weight* 5 kg ↕ Age — ↕ <small>*required for environmental impact calculation yrs - approximate, if known</small> <input checked="" type="checkbox"/> use metric system	Repairable ▾ (Select Next Steps) ▾ (Select if spare parts are needed) ▾	Problem and Solution <div style="border: 1px solid gray; height: 40px; margin-top: 5px;"></div> Notes (example: repair difficulties, owner's perception of problem, etc.) <div style="border: 1px solid gray; height: 40px; margin-top: 5px;"></div> (Select source of repair information) ▾ URL for repair information <input type="checkbox"/> Interesting case study to share?
Add 1 item Cancel		

Item Category	Brand	Model / Item type	Assessment	Status	Parts Needed?
Mobile	Samsung	Galaxy 8	Dust and dirt accumulation	Fixed	No (X)
Misc	Kenwood	Breadmaker	Doesn't heat up. Still in factory...	Repairable	Yes (X)

Please surface a dialog when the user opens Add Item that announces unpowered item entry, suggestion for wording: "Good news! You can now add unpowered items (bikes, clothes, and more), under the Unpowered tab." Include a don't show me this again checkbox.

From the user research and threads, these appear to be the fields with the most questions, but you might consider providing help windows for more or all (or one item entry help window/ system)

If Item Category = Miscellaneous, change "Model" to "Item Type"

Toggles section open and closed, paired with a keyboard shortcut for keyboard entry support. If data entered, surfaces a confirmation dialog before closing.

Single Event Page - Edit non-powered Item view

restarters
Talk Fixometer Events Groups Wiki
☰

Events:

Totnes Civic Hall, 24 Nov 2018 Event Actions ▾

organised by **Restarters Totnes**

Details: James Pickstone, Host. "We're taking Restart on the road to be part of ShareFest Totnes, an event..." [more ▶](#)

Attendance:

Participants: − 32 + Volunteers: − 6 +

Items repaired

27

21 powered items

6 unpowered items

39 kg

waste prevented

the same amount of material waste as 2.5 sofas

486 kg CO²

emissions prevented

(calculated from powered items only)

the same amount of emissions as watching 288 hours of TV

Not counting toward this event's environmental impact are 1 device to be recycled, 1 device to be repaired, and 1 misc or non-powered device with no weight estimate.

Items at this event (30):

Powered (23)
Unpowered (7)

An **unpowered item** is anything that doesn't have or require a power source. Click row for details, to edit, or to delete. Click column head to sort by column; click again to unsort.

Add Item +

Item Category	Model / Item Type	Assessment	Status	Parts Needed?
Toy	Doll house	Broken roof	Fixed	No (X)
Textiles	Leather jacket	Hole	Repairable	Yes (X)

Item

Item Category: Clothes and textiles ⓘ

Item Type: Leather jacket ⓘ

Weight: kg *required for environmental impact calculation

Age: yrs - approximate, if known

use metric system

Images

Click to browse or drag and drop item image

Repair Status

Repairable: Repairable ▾

Next steps?: (Select) ▾

Spare parts needed?: Yes - from manufacturer ▾

Assessment

Problem and Solution ⓘ

Hole

Notes (example: repair difficulties, owner's perception of problem, etc.) ⓘ

Source of repair information:

(Select) ▾

URL for repair information:

Interesting case study to share?

Save Cancel

restarters
☰

Edit Unpowered Item View

Items at this event (30):

Powered (23)
Non-Powered (7)

Tap row for details or to edit. Tap column head to sort by column; click again to unsort.

ADD ITEM +

Category	Item Type	Status	Assessment	Parts?
Toy	Doll house	Repairable	Broken roof	Yes
Textiles	Leather jacket	Repairable	Hole	Yes

Item

Item Category: Textiles and clothes ▾

Item Type: Leather jacket

Weight: kg *required for environmental impact calculation

Age: yrs - approximate, if known

Image: Add... (X)

Repair

Status: Repairable ▾

Next Steps: (select) ▾

Spare parts needed?: (select) ▾

Assessment

Problem and Solution

Notes (example: repair difficulties, owner's perception of problem, etc.)

Source of information: (select) ▾

URL:

Interesting case study to share?

Save Cancel

Clicking row expands and contracts section (or option to have an edit icon next to delete button, under an Actions column)

Could highlight until filled to reinforce it's encouraged (if not required)

Option to do labels like this or as you have them now

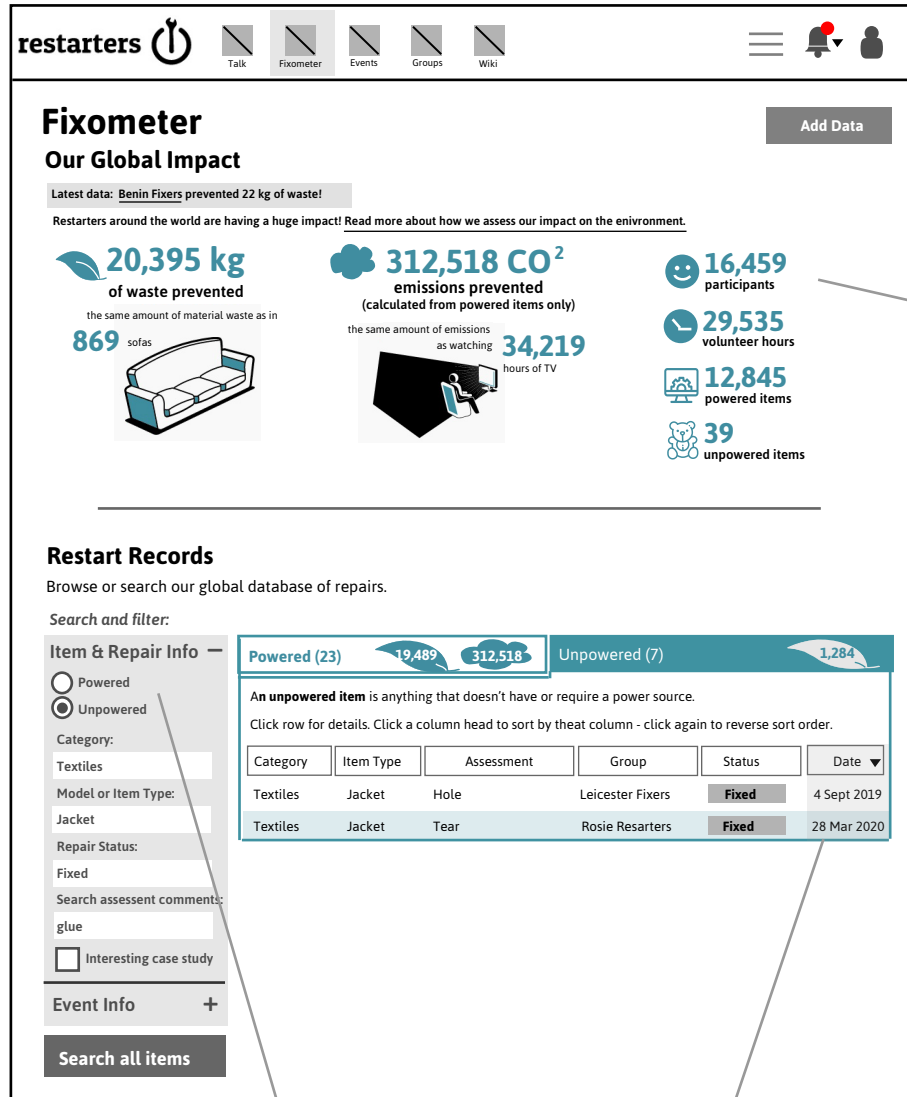
Help windows optional

Add Item looks similar to above, but expands down from Add Item button, as on desktop.

Fixometer



Desktop



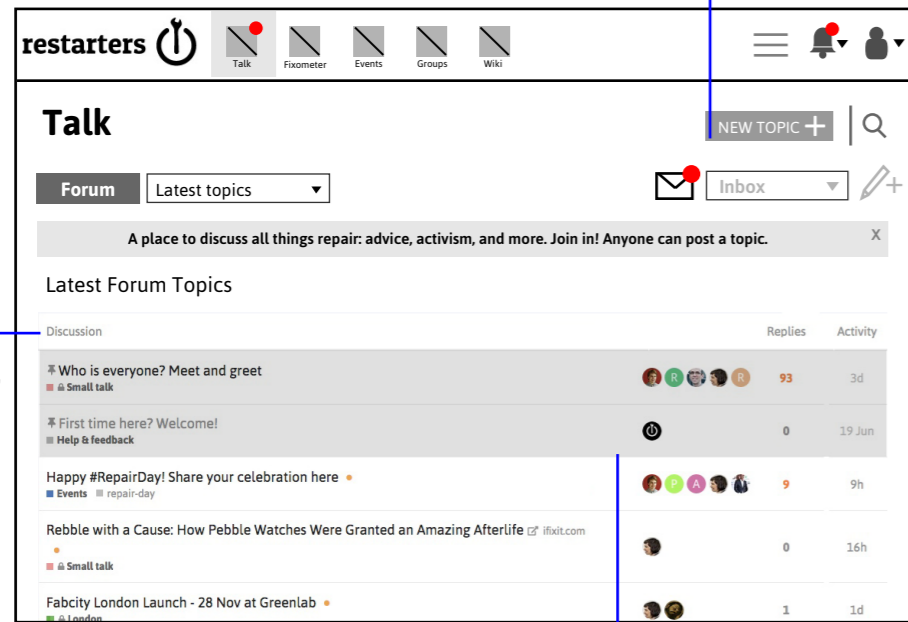
Would be awesome if these could visibly update in real time (or real "fake" time) :)

Suggest making this single-select (radio button). If multiple-select, make category contextual to both Powered and Unpowered (user is required to choose from separate Powered and Unpowered category menus)

OK to keep directional sorting of columns as you have it - maybe just don't reveal carrot until sort is selected, and highlight the whole column visually if possible (not just the name of the column)

Talk

Talk Landing



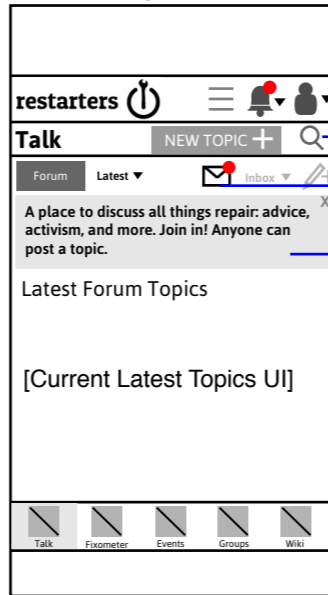
Can this be dynamic and edited? If so, you could move the "Latest Forum Topics" here- at the very least, I would change this header to a static "Topics" if possible.

I suggest darkening the background when user clicks this button, making sure the New Topic window stands out when it opens at the bottom

I suggest adding a gray or other light background color to pinned posts - eye needs an easy way to skip over these most of the time

I removed Views - just seems like extra noise

Talk Landing

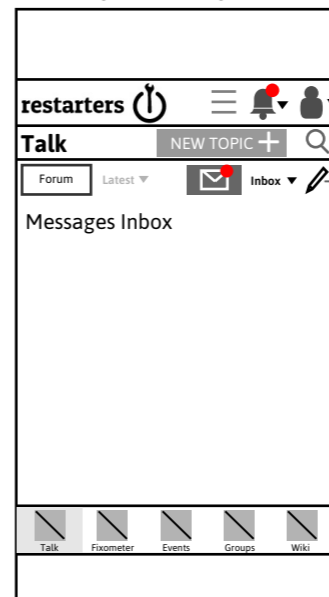


search page

Unread messages alert is optional. Inbox and New Message icon (pencil) should be disabled until Messages icon is clicked.

Optional - I think it's nice to have some encouragement to jump in and join the conversation

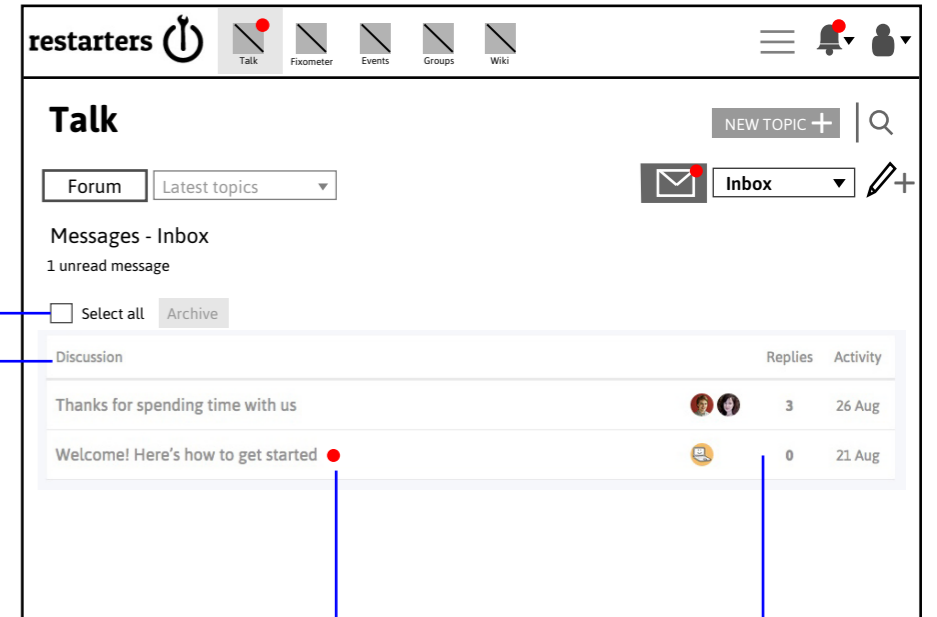
Messages Landing



You can keep the current select/ archive widget if it's easier - current icon is just not that intuitive

Again, could we make this "Messages - Inbox" or just Messages?

Messages Landing

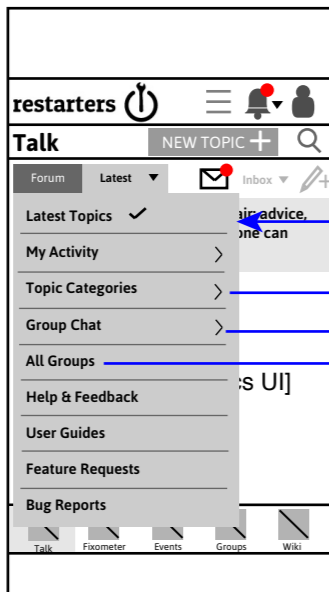


If you do the red alert icon in the menu, would be great to match it here, but not totally necessary

Again, I removed Views here; I'm assuming if I view a message it un-bolds

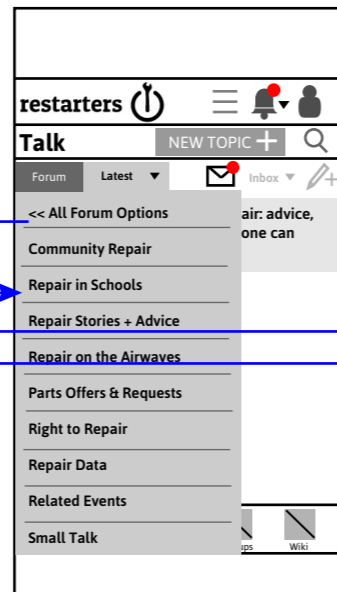
Based on (current) Local Groups UI - this page should be a sort of last resort for finding and following group chats, because the whole groups concept on the platform is duplicative and confusing. Recommend using "follow" rather than "join" to be consistent with the other kind of group paradigm

Forum menu

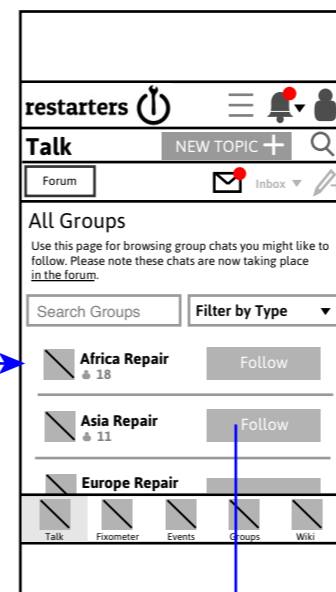
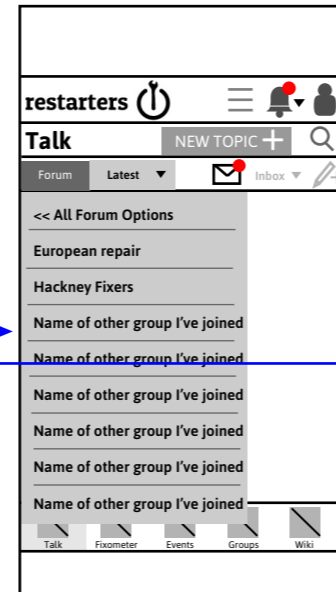


Menu selection in secondary nav may need to be truncated (with elipsis ...) but should fit around 11 characters

Topic Categories submenu with slight edits to names

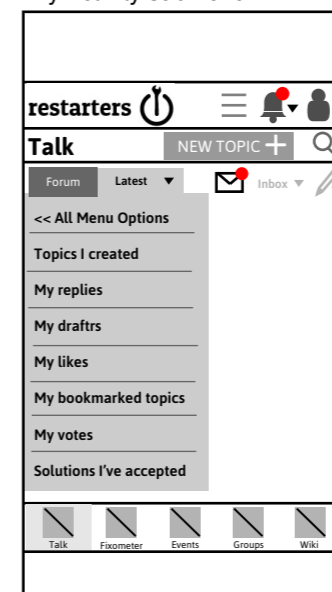


Group chat submenu - dynamic. First 8-9 groups user has joined should fit. List regional group first. (Also make sure you revise the individual Group page to prominently list a link to the group's chat)



Surface a confirmation dialog that user successfully joined the group with an optional link to the group's chat on the forum.

My Activity submenu



Would like to see this body full width

Single topic view

